

# NOVA PRO ONE CRYSTAL

Pot drawer for slide-in elements, height 66 mm



- Rail drawer with modular adapters for slide-in elements
- No need to machine the slide-in elements
- Adapters for slide-in elements in a harmonised design
- Integrated height and side adjustment
- Tilt angle adjustment via railing
- Straight inside surfaces and narrow installation width ensure optimal utilisation of space
- Tool-free assembly and removal of the front
- Same bottom panel and back panel width
- No need to machine the bottom panel

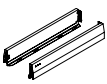
- Same installation dimensions as the Nova Pro Scala
- Compatible with Nova Pro Scala accessories

**Notice:**

- When using glass slide-in elements, we recommend single-pane safety glass (ESG); please refer to national and international safety standards
- Front-base connector recommended for KB 800 mm and above (see accessories)

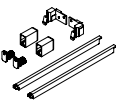
## ORDER INFORMATION

**1 Nova Pro One Drawer sides H90**  
Piece



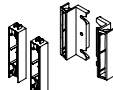
NL	Ice	Ice	Silver	Silver
	Left	Right	Left	Right
270	F100133548	F100133549	F100133995	F100133996
300	F100133551	F100133552	F100133998	F100133999
350	F100133554	F100133555	F100134001	F100134002
400	F100133557	F100133558	F100134004	F100134005
450	F100133560	F100133561	F100134007	F100134008
500	F100133563	F100133564	F100134010	F100134011
550	F100133566	F100133567	F100134013	F100134014
600	F100133569	F100133570	F100134016	F100134017
650	F100133572	F100133573	F100134019	F100134020
NL	Stone	Stone		
	Left	Right		
270	F100133521	F100133522		
300	F100133524	F100133525		
350	F100133527	F100133528		
400	F100133530	F100133531		
450	F100133533	F100133534		
500	F100133536	F100133537		
550	F100133539	F100133540		
600	F100133542	F100133543		
650	F100133545	F100133546		

**2 Nova Pro Rectangular railing, screw fitting, for wooden back panels**  
Set: Rectangular railing, Railing clip, Cover cap




NL	Ice	Silver	Stone	
270	F102103525	F102103534	F102103516	
300	F102103526	F102103535	F102103517	
350	F102103527	F102103536	F102103518	
400	F102103528	F102103537	F102103519	
450	F102103529	F102103538	F102103520	
500	F102103530	F102103539	F102103521	
550	F102103531	F102103540	F102103522	
600	F102103532	F102103541	F102103523	
650	F102103533	F102103542	F102103524	

**3 Nova Pro One Crystal fixing for wooden back panels**  
Set: Glass clip




Mounting material	Ice	Silver	Stone
Chipboard screw (excl.)	F102133519	F102133993	F102133518

**4 Installation hook**  
Piece: Left or right



BLA	Mounting material	Art. no.
32	Dowel (pre-mounted)	F102021854
32	Expansion dowel (pre-mounted)	F102117719
32/50	Screw (excl.)	F102021855
50	Dowel (pre-mounted)	F102021153
50	Expansion dowel (pre-mounted)	F102117720

**5 Nova Pro One branding clip**  
Piece: Left or right




Design	Ice	Silver	Stone
With GRASS Logo	F102133595	F102134024	F102133594

**Nova Pro Slides**  
page 20



**Nova Pro Front support for high fronts**  
page 54

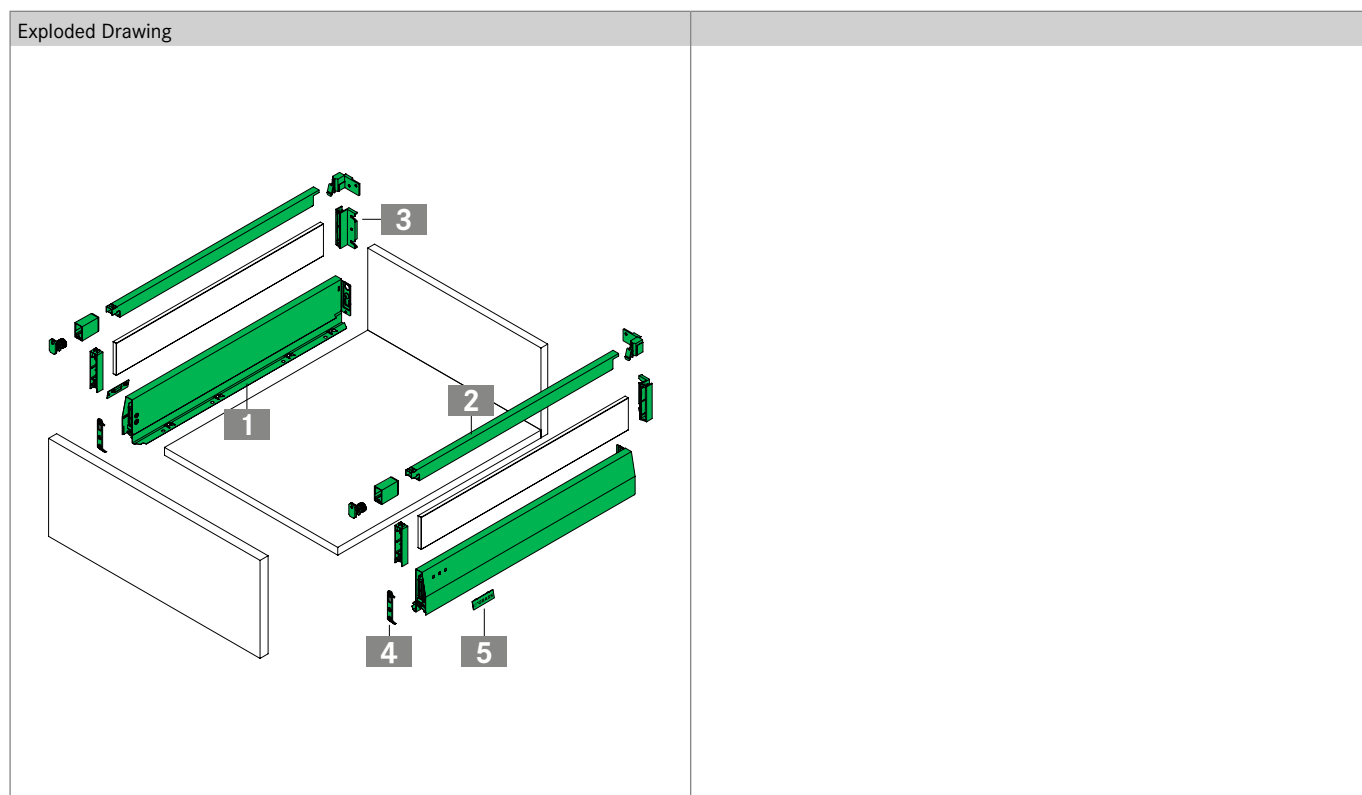
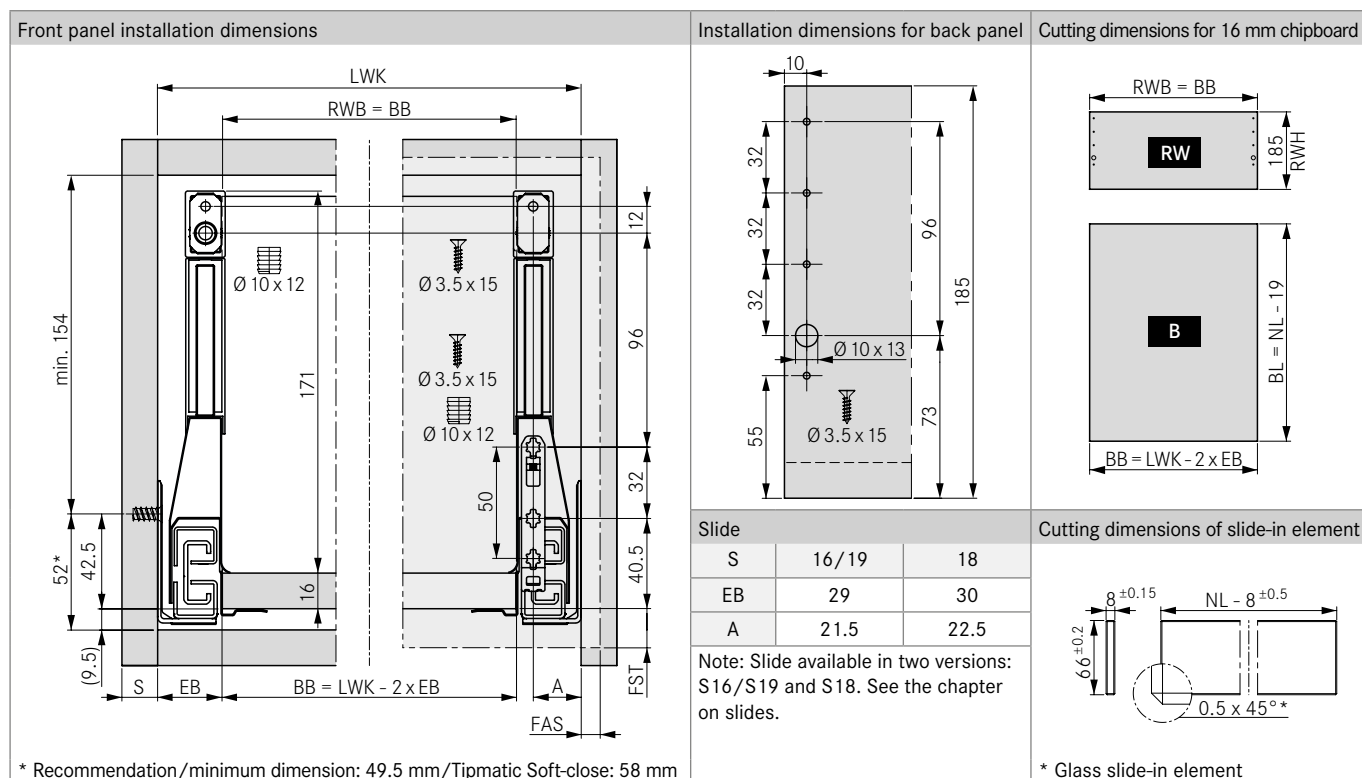


## PAGE REFERENCES

Slides	20	Application examples	50	Organising systems	63
Individual components	40	Accessories	54	Assembly technology	73
Steel back panels	42	Technical information	58	Assembly aids	82

**PLANNING INFORMATION**

All dimensions in millimetres



**LEGEND**

B	Bottom panel	EB	Installation width	NL	Nominal length
BB	Bottom panel width	FAS	Front overlay, side	RW	Back panel
BL	Bottom panel length	FST	Front overhang	RWB	Back panel width
BLA	Drill hole distance	LWK	Inside cabinet width	RWH	Back panel height